

Free Art Workshops Warm Space Events


7 January 2025 - Needle Felting

21 January 2025 - CREDITON RAILWAY POSTERS

4 February - TBC Drawing with a Sewing Machine

1-3 pm

The Bookery on CREDITON HIGH STREET
Includes hot soup lunch



Engagement in the arts is a beautiful and powerful way of removing the barriers that prevent equal access.

Over the last few years The Turning Tides Project have undertaken extensive work to preserve the heritage of CREDITON Station Tea Rooms, whilst also increasing it's accessibility for customers and employees. The remaining barrier to equal access is about sound: It's currently a challenging environment for people who are sound sensitive. Art- Coustics is part of a project that will improve the acoustic management of the Tea Rooms, with the creative engagement of the community.

The project is assisted by a grant organised by the Devon and Cornwall Railway Partnership from the Community Rail Development Fund, a joint initiative of the Department of Transport and the Community Rail Network.

Art-Coustics



Needed: textile ivy leaves

Help make a local art installation!



**Free
Pattern!**

Videos on YouTube


Crochet Ivy Pattern

Hook size 3mm-5 mm recommended

Select your hook to correspond with the wool

Pattern is just one round of a magic ring.

Sock yarn (4-ply) tends to use a 3mm hook
Double knit tends to use a 4mm hook
Aran should work with a 5mm hook



UK Terms

Stitches in the same stitch until the next line (in bold)

Magic Ring: 10 Slip Stitches in Magic Ring, Slip Stitch to beginning
Stitch

In 1st Stitch: Chain 1, 1 Double Crochet

In 2nd Stitch: 1 Treble Crochet, Chain 3, Double Crochet in 3rd
chain from hook to form a Picot, 1 Treble

In 3rd Stitch: 1 Double Treble , Chain 3, Double crochet in 3rd
chain from hook to form a Picot, 1 Double Treble, 1 Treble Crochet

In 4th Stitch: 1 Double, 2 Half Treble Crochets

In 5th Stitch: 2 Treble Crochets, 1 Double Treble Crochet, Chain 3,
Double crochet in 3rd chain from hook to form a Picot, 1 Double
Treble Crochet, 2 Trebles

In 6th Stitch: 2 Half Trebles, 1 Double

In 7th Stitch: 2 Trebles, 1 Double Treble, Chain 3, Double in 3rd
chain from hook to form a Picot, 1 Double Treble Crochet

In 8th Stitch: 1 Treble, Chain 3, Double in 3rd chain from hook to
form a Picot

In 9th Stitch: 1 Treble

In 10th Stitch: 1 Double

**Slip Stitch in 1st Chain and pull through to fasten off, tie ends or
weave in Finish**

US Terms Version

Stitches in the same stitch until the next line (in bold)

Magic Ring: 10 Single Crochet in Magic Ring, Slip Stitch in beginning Stitch

In 1st Stitch: Chain 1, 1 Single Crochet

In 2nd Stitch: 1 Double Crochet, Chain 3, Slip Stitch in 3rd chain from hook to form a Picot, 1 Double Crochet

In 3rd Stitch: 1 Treble Crochet, Chain 3, Slip Stitch in 3rd chain from hook to form a Picot, 1 Treble Crochet, 1 Double Crochet

In 4th Stitch: 1 Single Crochet, 2 Half Double Crochets

In 5th Stitch: 2 Double Crochets, 1 Treble Crochet, Chain 3, Slip Stitch in 3rd chain from hook to form a Picot, 1 Treble Crochet, 2 Double Crochets

In 6th Stitch: 2 Half Double Crochets, 1 Single Crochet


In 7th Stitch: 2 Double Crochets, 1 Treble Crochet, Chain 3, Slip Stitch in 3rd chain from hook to form a Picot, 1 treble Crochet

In 8th Stitch: 1 Double Crochet, Chain 3, Slip Stitch in 3rd chain from hook to form a Picot

In 9th Stitch: 1 Double Crochet

In 10th Stitch: 1 Single Crochet

Slip Stitch in 1st Chain and pull through to fasten off, tie ends or weave in Finish



Return crochet or knitted Ivy leaves to the
Turning Tides Tea Rooms at Creden Train
Station or post to Significant Seams Apple
Studio, c/o Carpenters Cottage, Knowle,
Creden Hamlets, EX17 5BX

DEADLINE 31 January 2025